

Stanzmesser

Darstellung in Originalgröße



Inhalt

Name	Größe	Stanztiefe maximal	Bestellnummer	Seite
Bettung	1-2	40 mm	29 410, 29 411	1
Bettung B	3	40 mm	29 425	1
VD	1	40 mm	29 415	1

Bettung	AD-B4	40 mm	29 416	2
Bettung	AD-B5	40 mm	29 417	2
Rückfußkeil	1-2	40 mm	29 450-29 451	2
Gelenkstück	MD-1	40 mm	29 571	2
Gelenkstück	MD-2	40 mm	29 572	2

Bett-LS	1-3	20 mm	29 518-1 - 29 518-3	3
KW-PS	H4-H6	16 mm	29 508 - 29 510	3
KW-PS	D1-D3	16 mm	29 505 - 29 507	3

AD-B	6-7	40 mm	29 418-29 419	4
JB-B	1	40 mm	29 436	4
KW-VFB	H4-H6	16 mm	29 514-29 516	4
KW-VFB	D1-D3	16 mm	29 511-29 513	4
OTN-B	1	40 mm	29 531	4

Diabetes	38/39-45/48	40 mm	29 535 - 29 539	5
IOS-Finn	36-48	40 mm	29 423-...	5

Sport	36/38-45/48	40 mm	29 566 - 29 569	6
Swiss Comfort	26-47	40 mm	29 592 - 29 598	6

LS-M	2-3	40 mm	29 582 - 29 583	7
LS-O	1-3	40 mm	29 579 - 29 581	7

BS-LS	2	40 mm	29 479	8
OTN-LS	1	40 mm	29 530	8
PA-Gr.	1-3	40 mm	29 455-29 457	8

Name	Größe	Stanztiefe maximal	Bestellnummer	Seite
S-STP3	350 x 150 mm	40mm	29 620-3	9
LS-E	36-46	12mm	29 490 - 29 495	9

EO-B	1-2	40mm	29 469-29 470	10
LK-VP	1-2	40mm	29 550-29 551	10
Vorderkappen	H	20mm	29 413	10

HG-LS	38-46	20mm	29 500-29 504	11
-------	-------	------	---------------	----

LS	1-3	40mm	29 420-29 422	12
BS	2-5	40mm	29 625 - 29 628	12

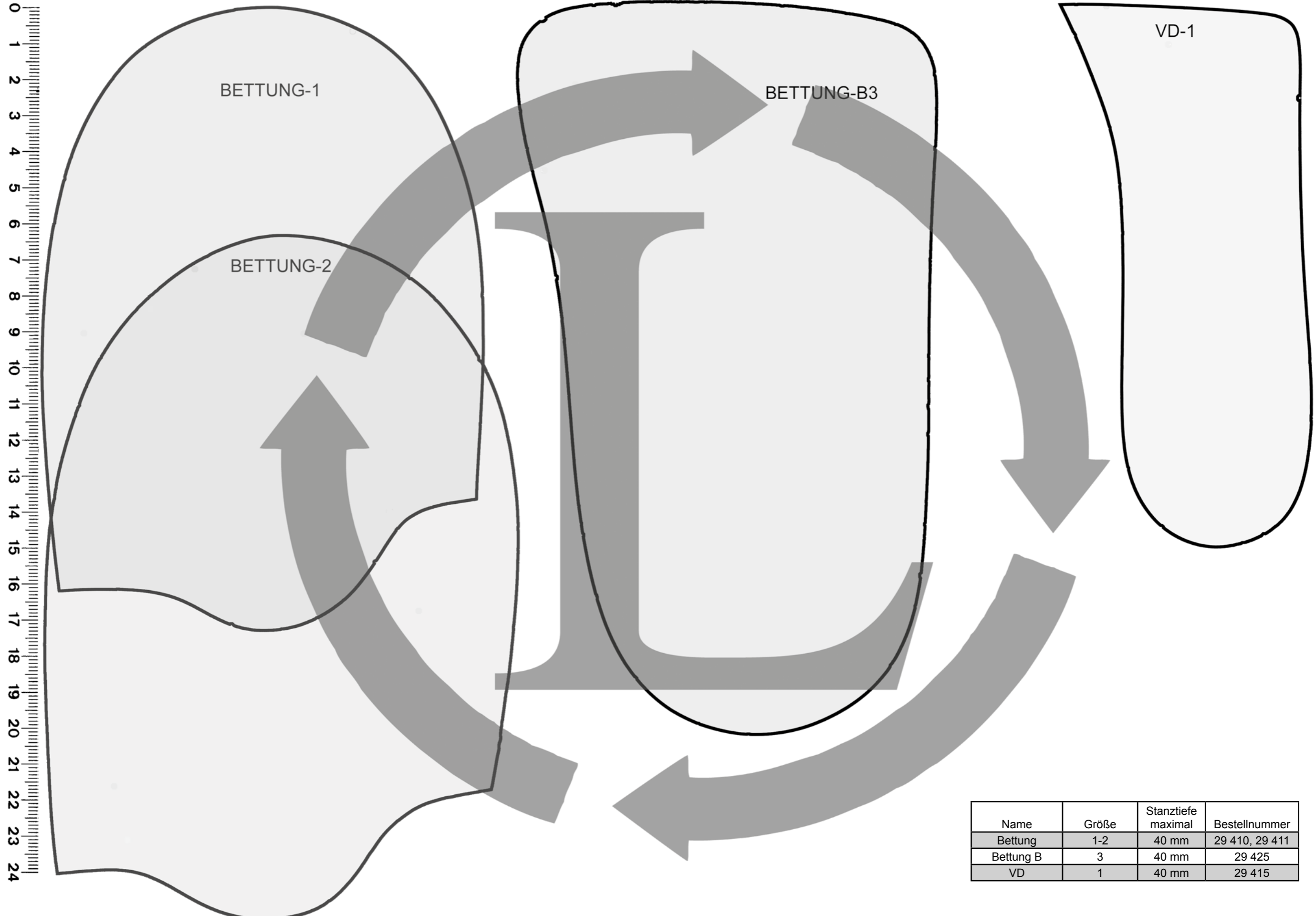
DG VP	1-2	40mm	29 621-29 622	13
PS VP	35/36-43/44	40mm	29 600-29 604	13
DG RV	1-2	16mm	29 615-29 616	13
DG RF	1-2	16mm	29 611-29 612	13

Absatzplatte	30-50	40mm	29 402	14
Absatzplatte	66-76	40mm	29 402	14


Halbsohle H	1-4	40mm	29 543-29 546	15
Halbsohle D	1-2	40mm	29 540-29 541	15
Halbsohle D <small>lange Form</small>	1-2	40mm	29 547-29 548	15

LS EO	0-3	40mm	29 475 - 29 478	16
ZHWP1	340 x 150 mm	40mm	29 575-WP1	16

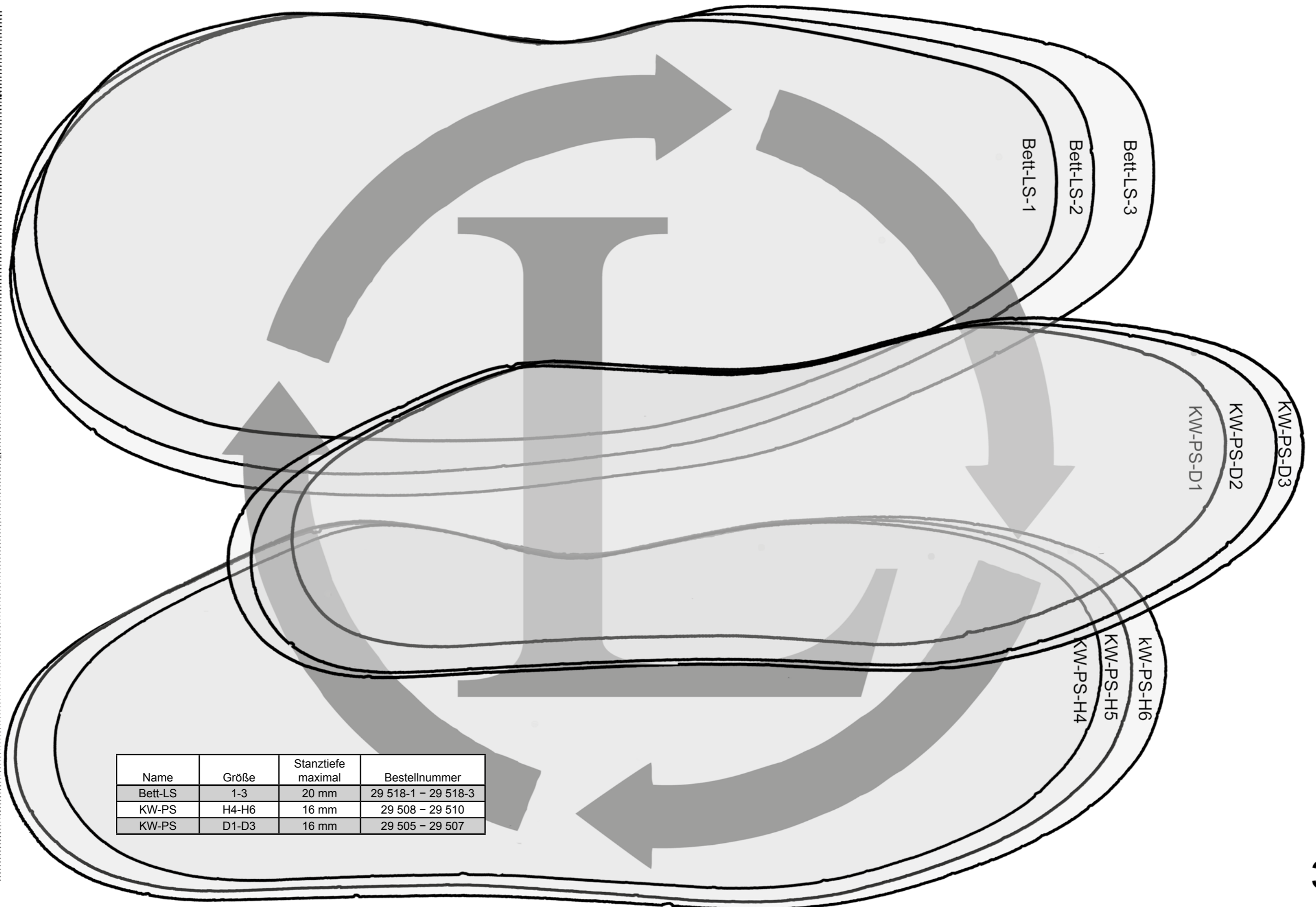

PA-Trapez	340 x 144 mm	40mm	29 573	17
PA-Trapez klein	300 x 144 mm	40mm	29 574	17



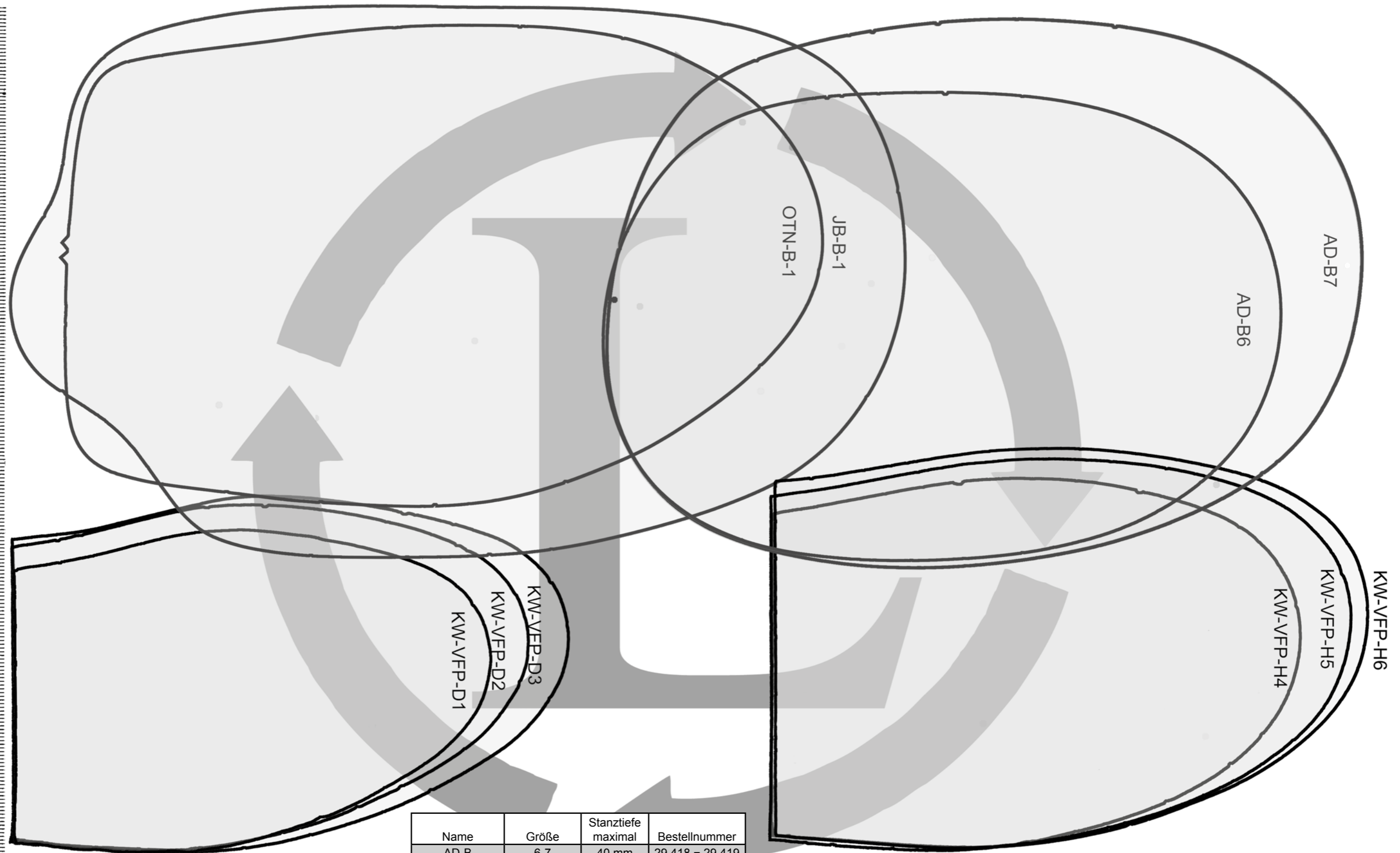
Name	Größe	Stanztiefe maximal	Bestellnummer
Bettung	1-2	40 mm	29 410, 29 411
Bettung B	3	40 mm	29 425
VD	1	40 mm	29 415



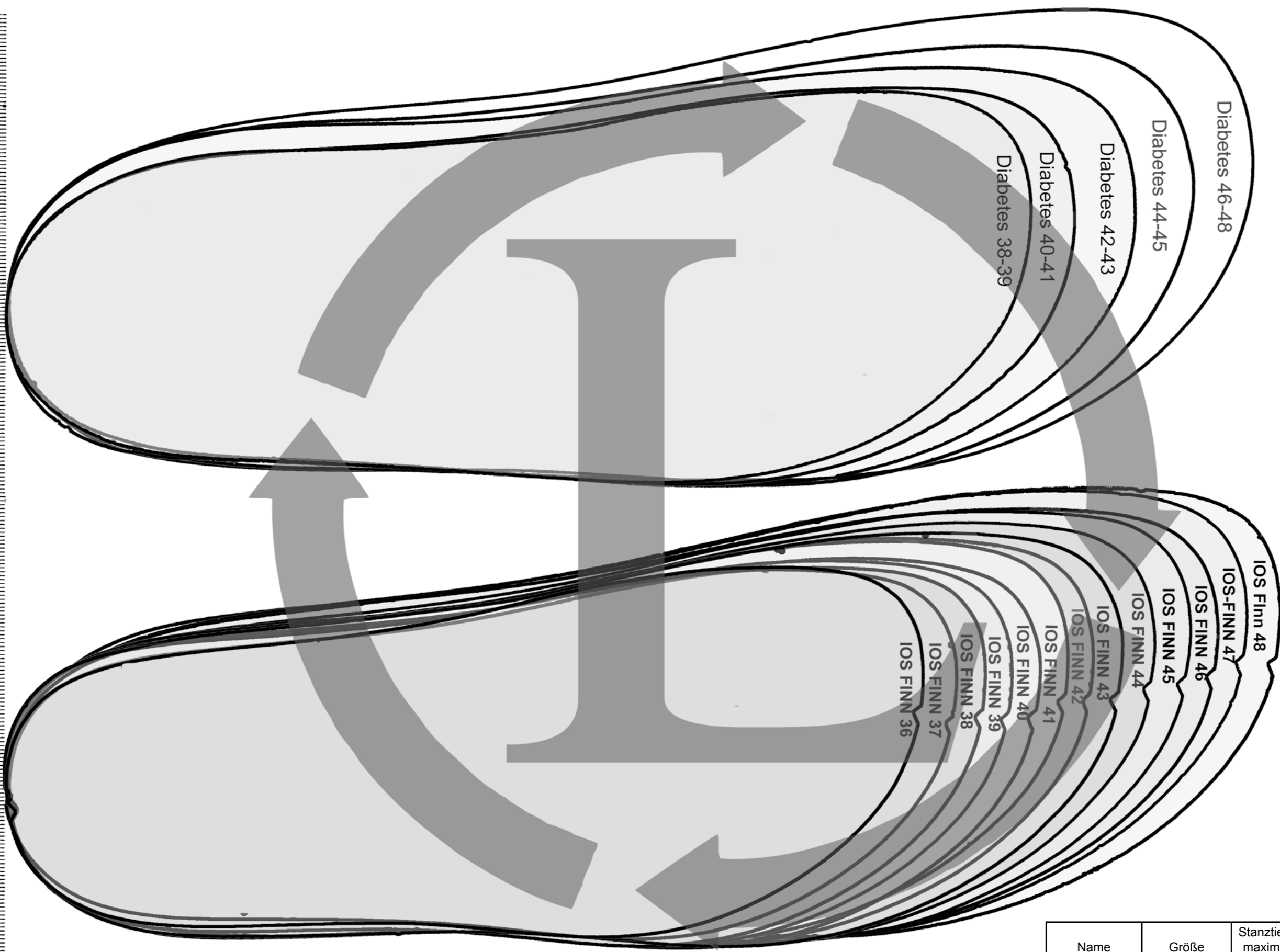
Name	Größe	Stanztiefe maximal	Bestellnummer
Bettung	AD-B4	40 mm	29 416
Bettung	AD-B5	40 mm	29 417
Rückfußkeil	1-2	40 mm	29 450 - 29 451
Gelenkstück	MD-1	40 mm	29 571
Gelenkstück	MD-2	40 mm	29 572



Name	Größe	Stanztiefe maximal	Bestellnummer
Bett-LS	1-3	20 mm	29 518-1 - 29 518-3
KW-PS	H4-H6	16 mm	29 508 - 29 510
KW-PS	D1-D3	16 mm	29 505 - 29 507



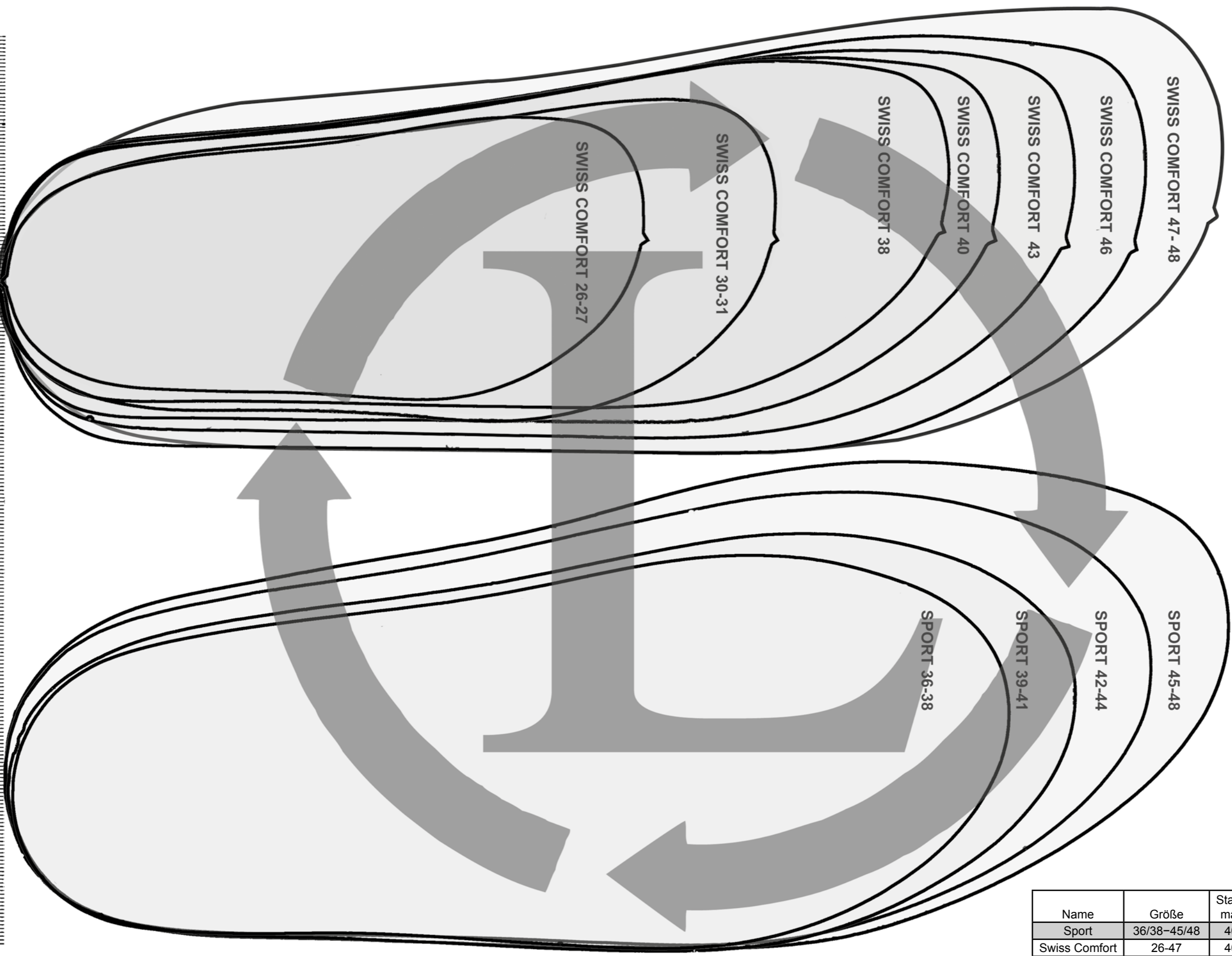
Name	Größe	Stanztiefe maximal	Bestellnummer
AD-B	6-7	40 mm	29 418 – 29 419
JB-B	1	40 mm	29 436
KW-VFB	H4-H6	16 mm	29 514 – 29 516
KW-VFB	D1-D3	16 mm	29 511 – 29 513
OTN-B	1	40 mm	29 531



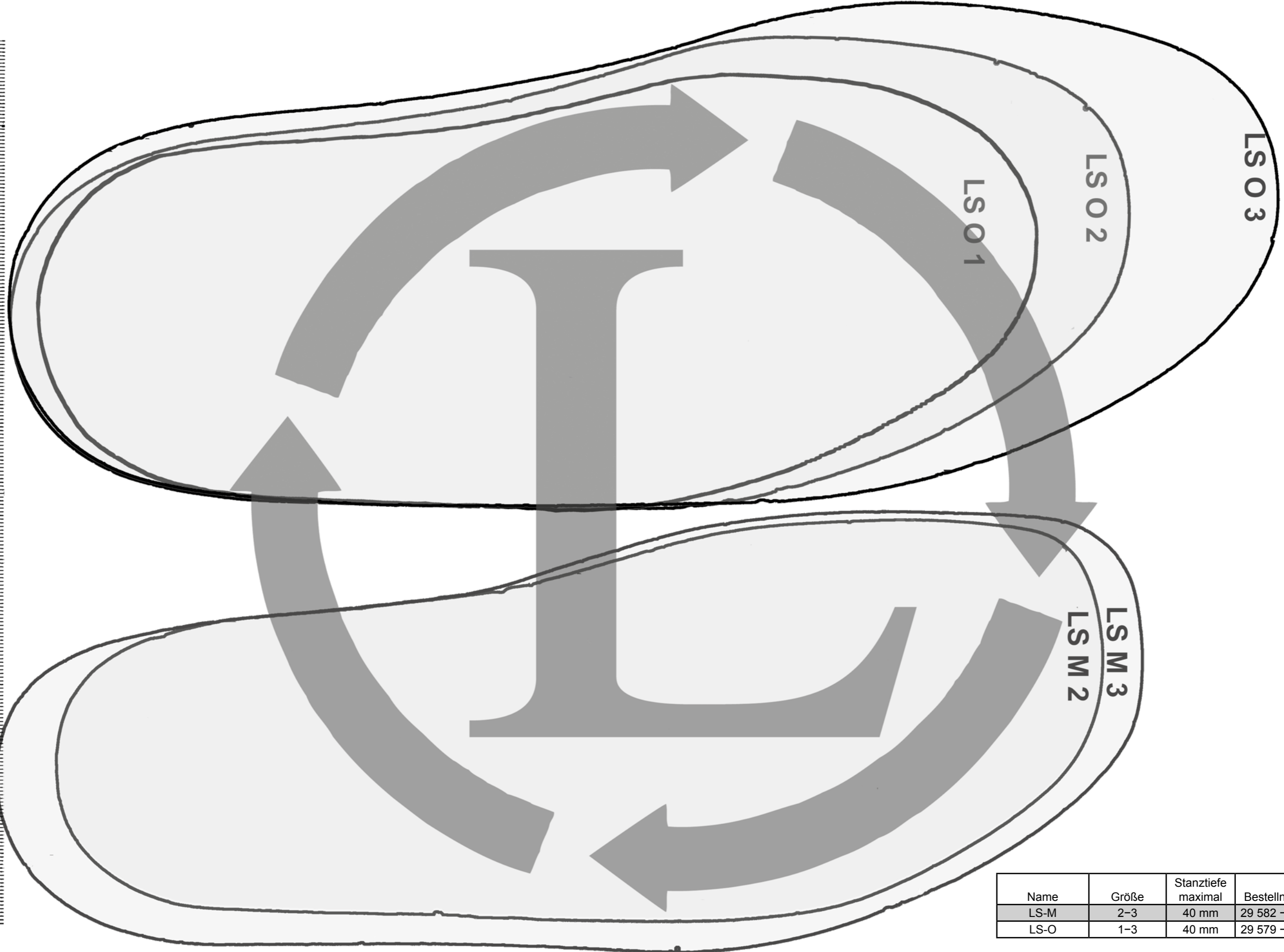

Diabetes 46-48
 Diabetes 44-45
 Diabetes 42-43
 Diabetes 40-41
 Diabetes 38-39

IOS Finn 48
 IOS-FINN 47
 IOS FINN 46
 IOS FINN 45
 IOS FINN 44
 IOS FINN 43
 IOS FINN 42
 IOS FINN 41
 IOS FINN 40
 IOS FINN 39
 IOS FINN 38
 IOS FINN 37
 IOS FINN 36

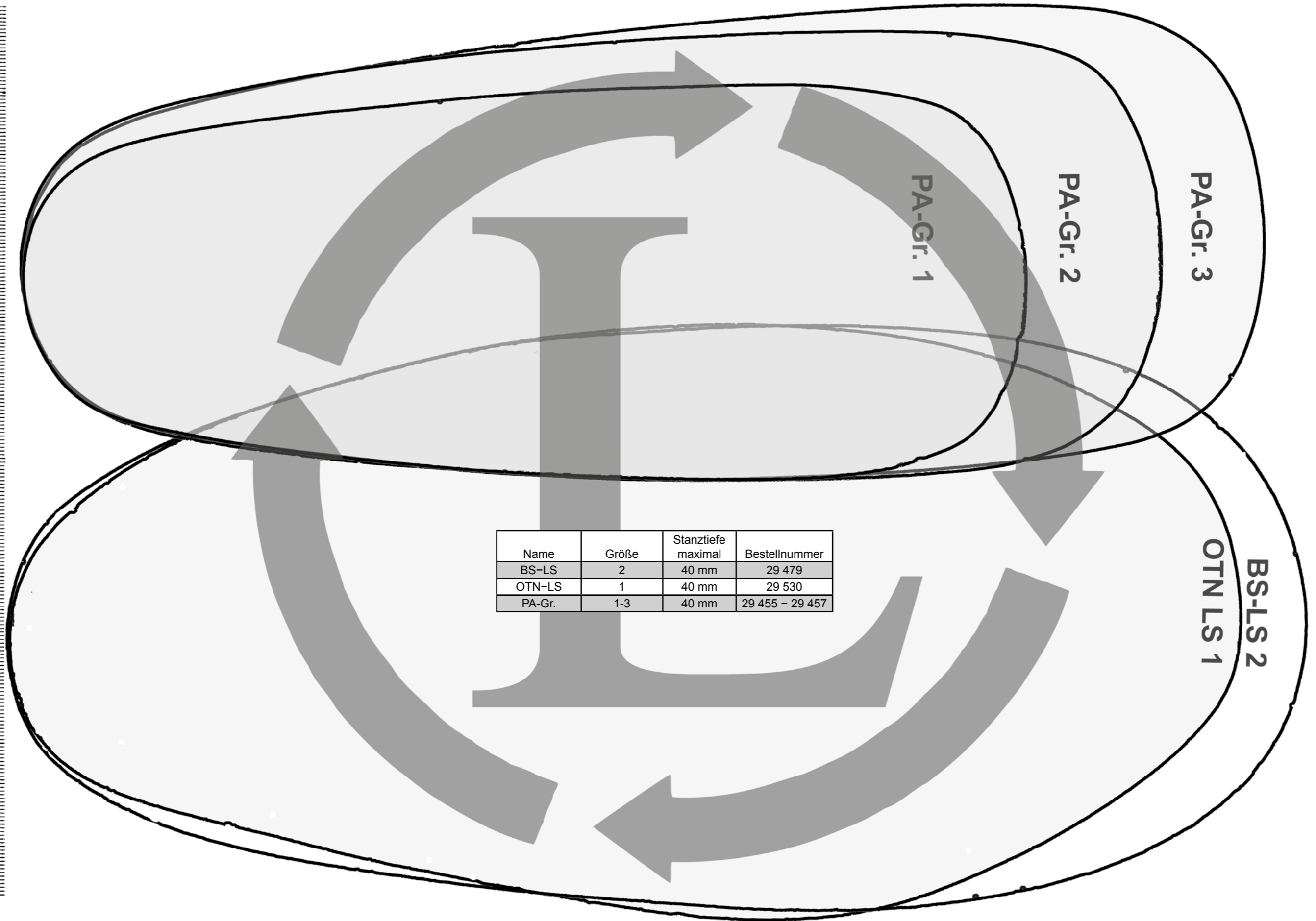

Name	Größe	Stanztiefe maximal	Bestellnummer
Diabetes	38/39 - 46/48	40 mm	29 535 - 29 539
IOS-Finn	36 - 48	40 mm	29 423

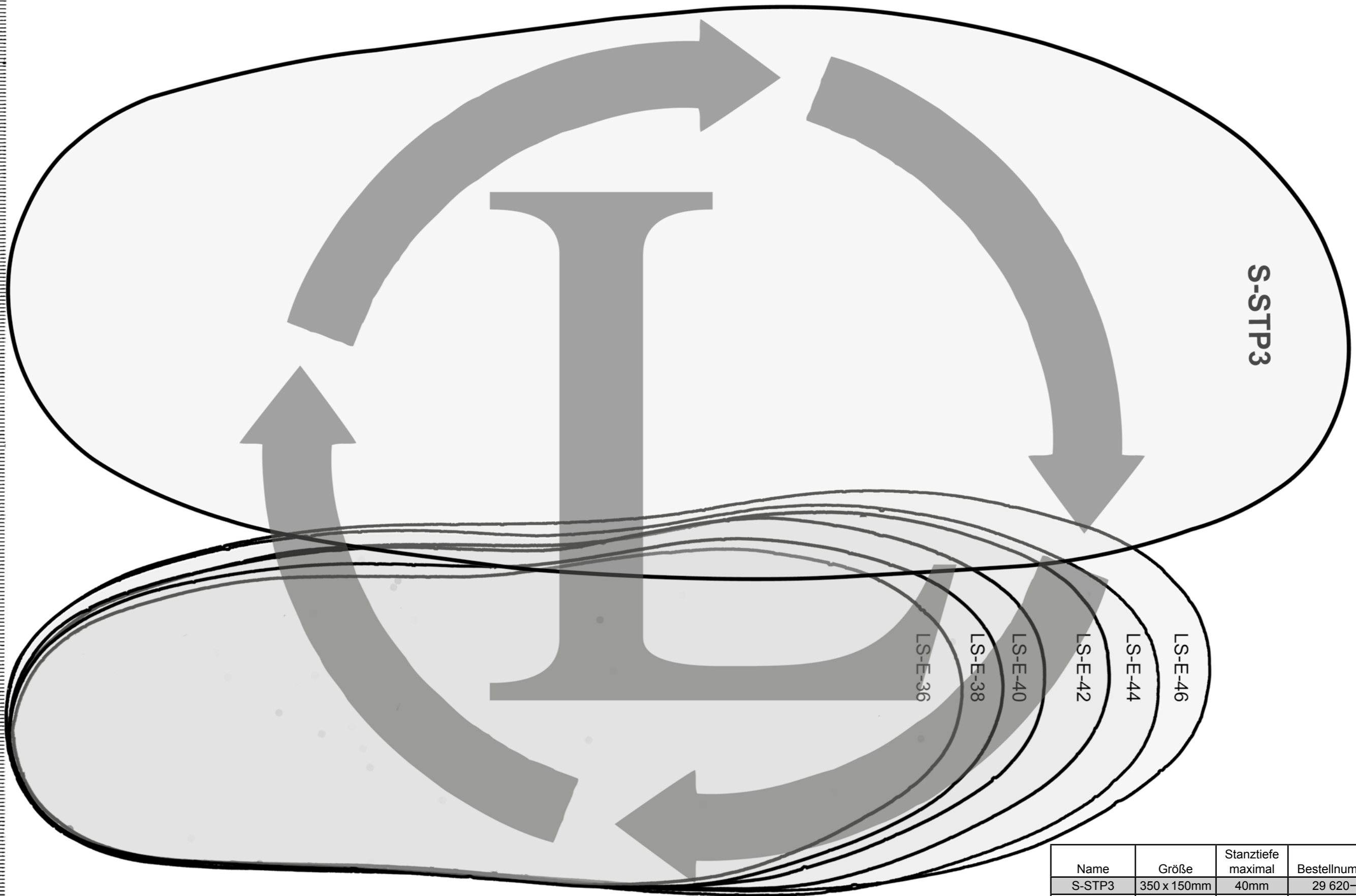
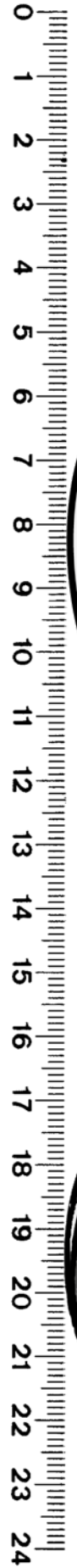


Name	Größe	Stanztiefe maximal	Bestellnummer
Sport	36/38-45/48	40 mm	29 566 - 29 569
Swiss Comfort	26-47	40 mm	29 592 - 29 598

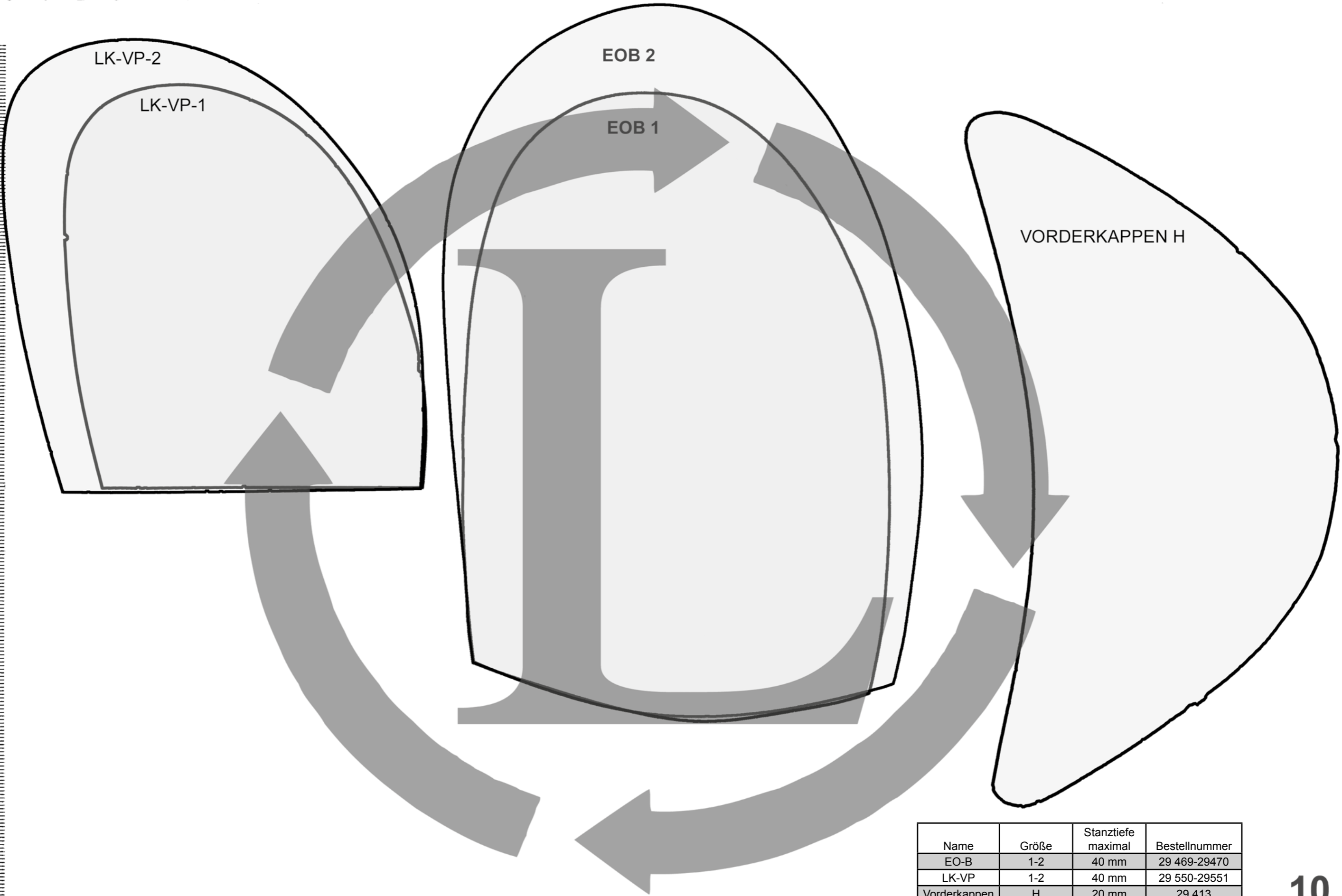


Name	Größe	Stanztiefe maximal	Bestellnummer
LS-M	2-3	40 mm	29 582 - 29 583
LS-O	1-3	40 mm	29 579 - 29 581

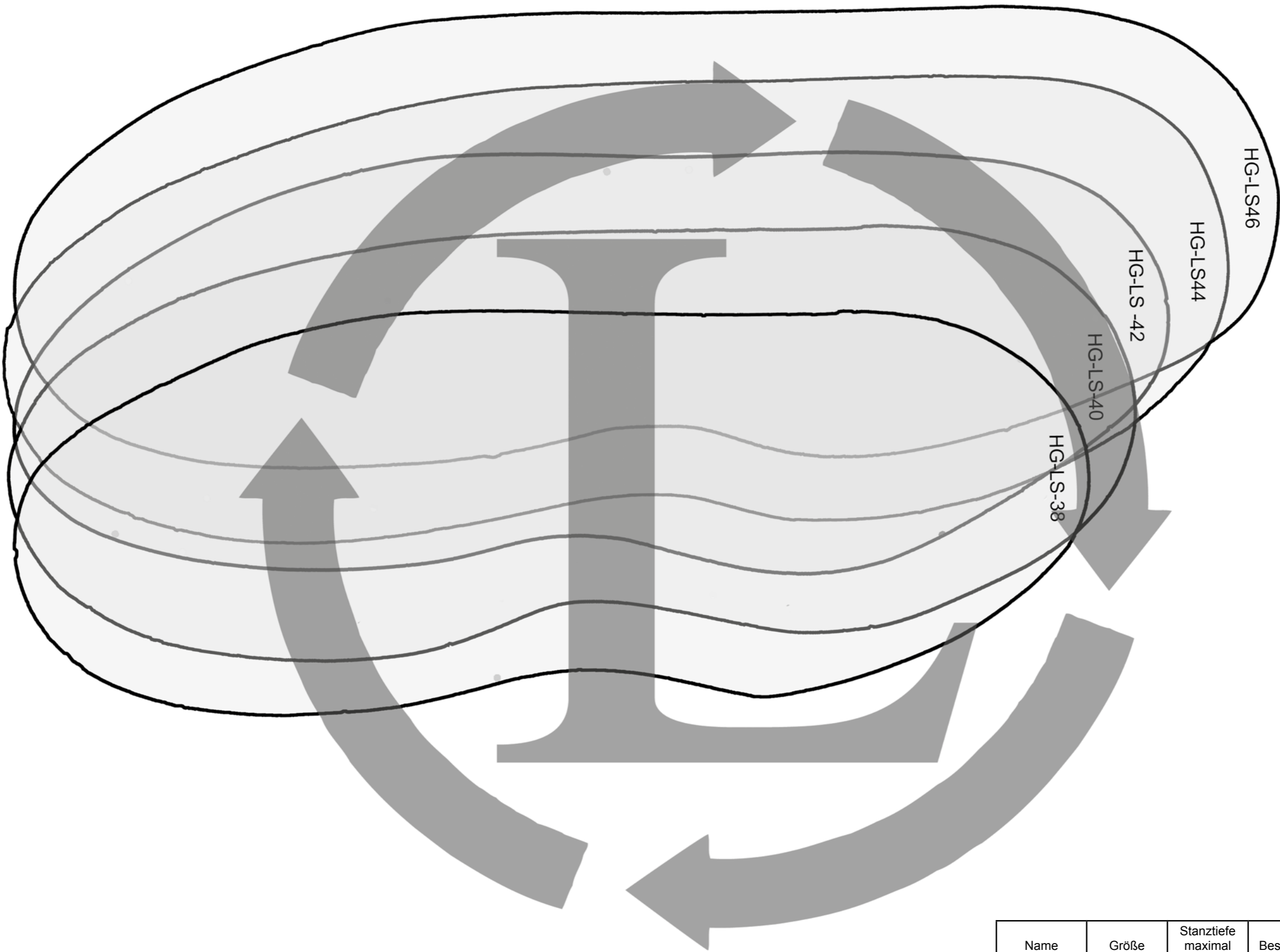





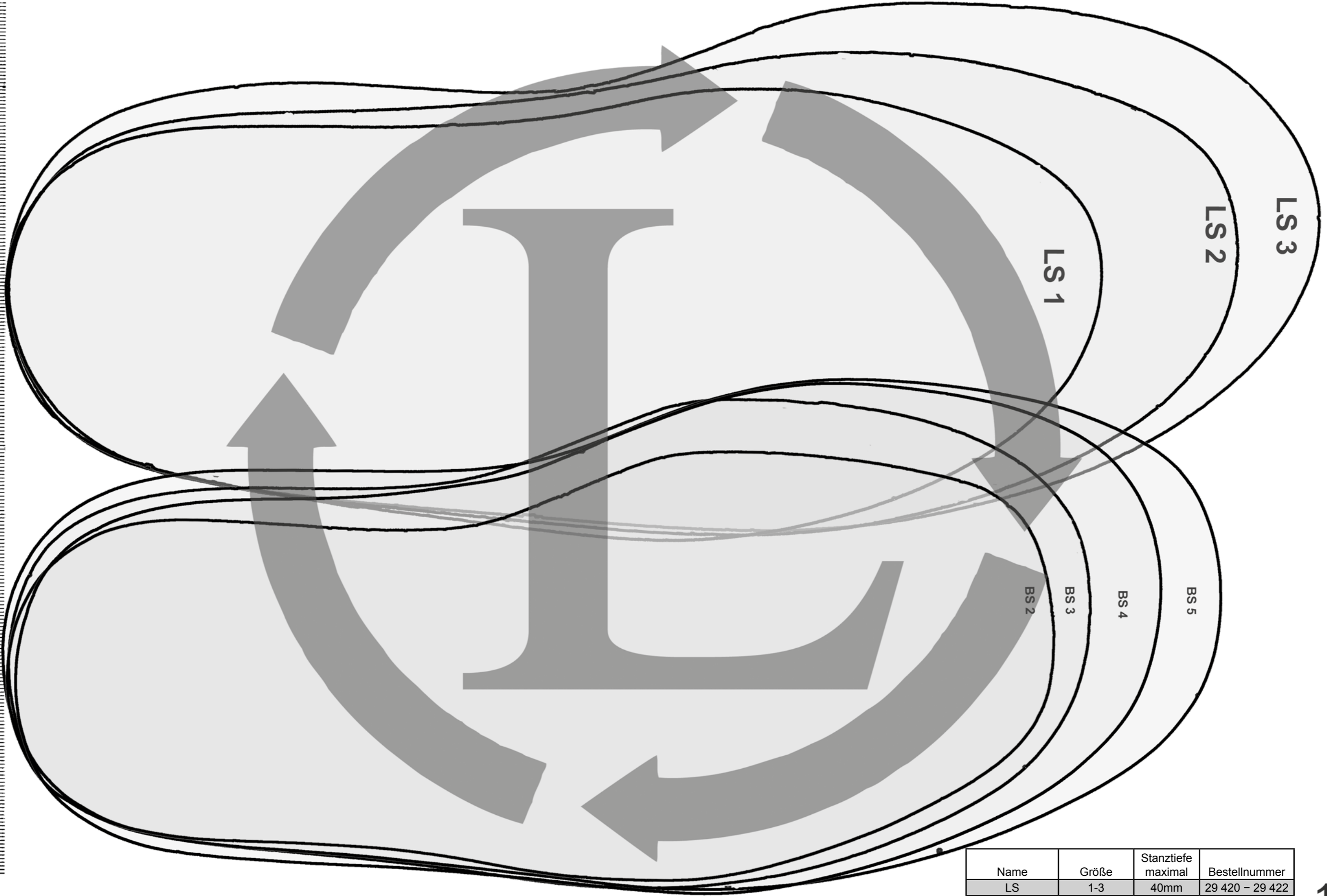
Name	Größe	Stanztiefe maximal	Bestellnummer
S-STEP3	350 x 150mm	40mm	29 620-3
LS-E	36-46	12mm	29 490 - 29 495



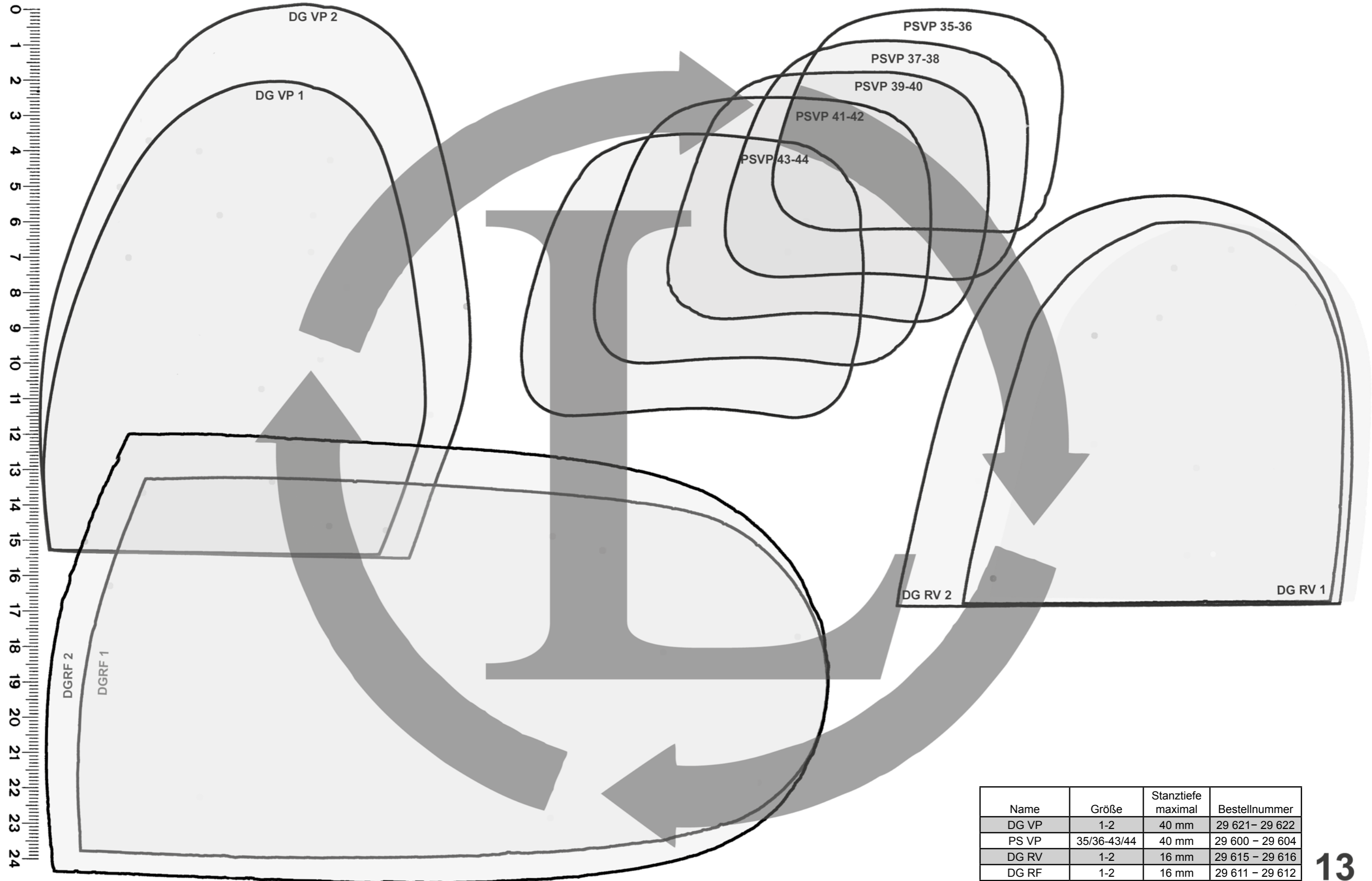
Name	Größe	Stanztiefe maximal	Bestellnummer
EO-B	1-2	40 mm	29 469-29470
LK-VP	1-2	40 mm	29 550-29551
Vorderkappen	H	20 mm	29 413



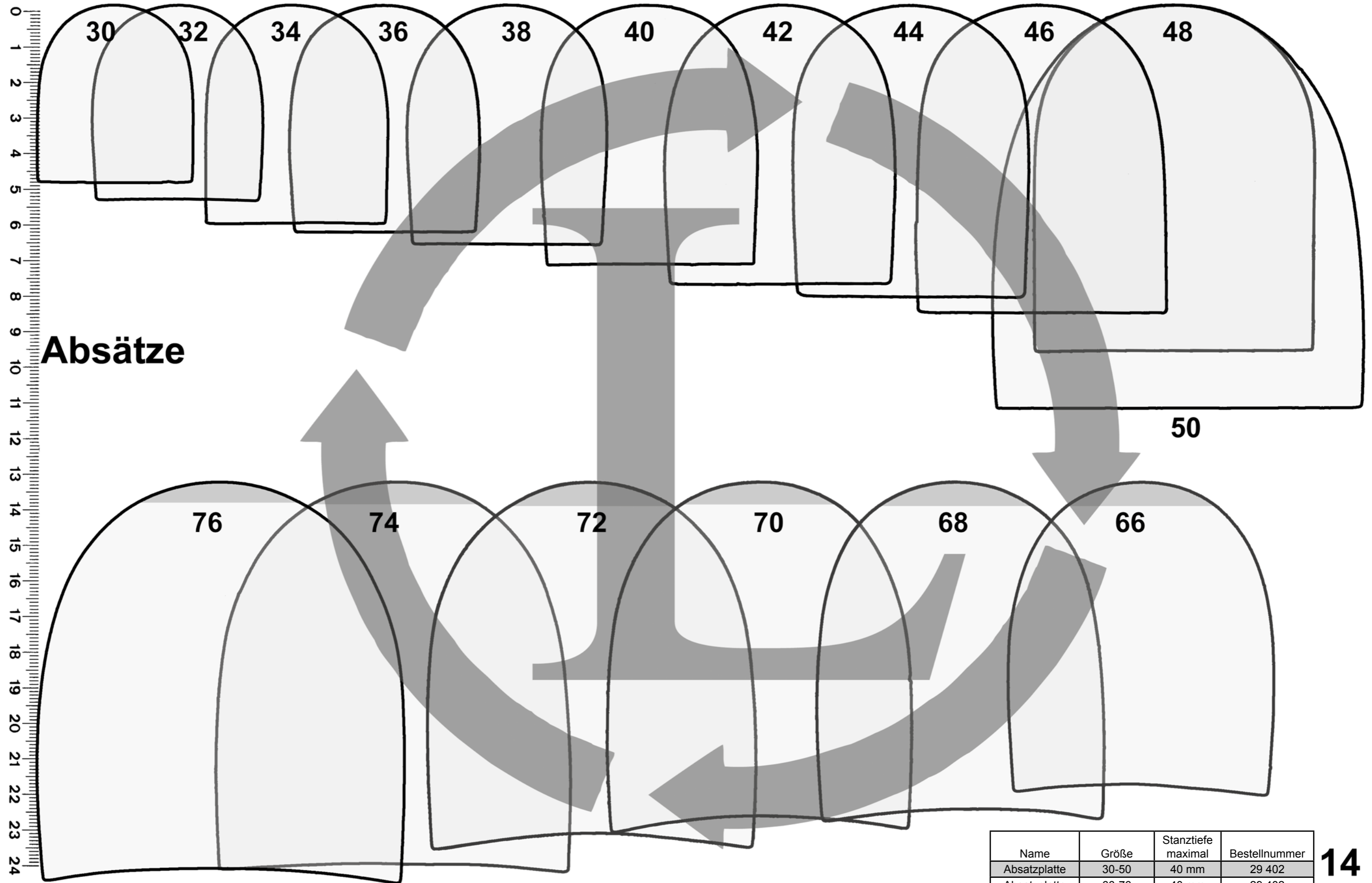
Name	Größe	Stanztiefe maximal	Bestellnummer
HG-LS	38-46	20 mm	29 500 - 29 504



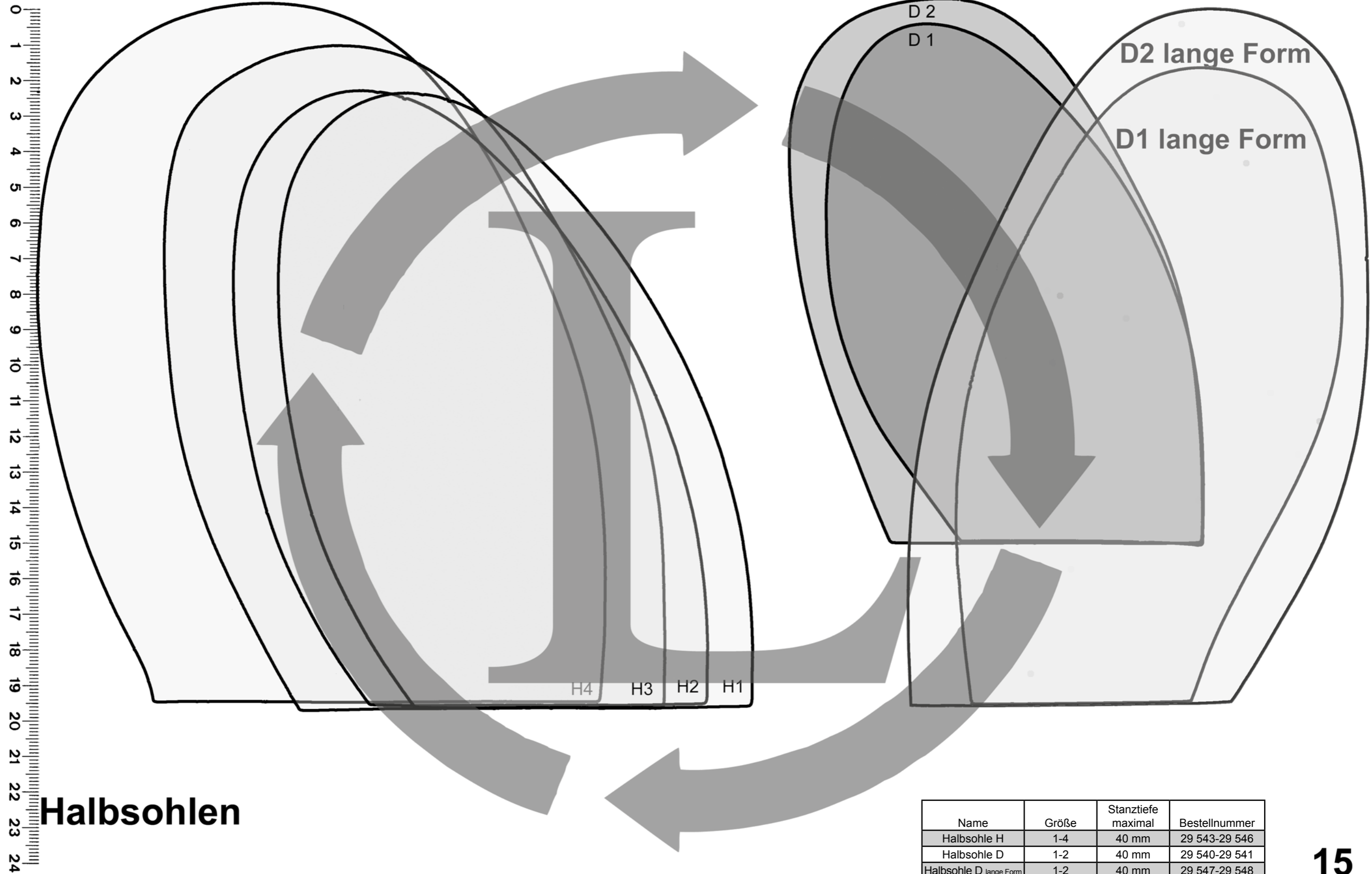
Name	Größe	Stanztiefe maximal	Bestellnummer
LS	1-3	40mm	29 420 - 29 422
BS	2-5	40mm	29 625 - 29 628



Name	Größe	Stanztiefe maximal	Bestellnummer
DG VP	1-2	40 mm	29 621 - 29 622
PS VP	35/36-43/44	40 mm	29 600 - 29 604
DG RV	1-2	16 mm	29 615 - 29 616
DG RF	1-2	16 mm	29 611 - 29 612

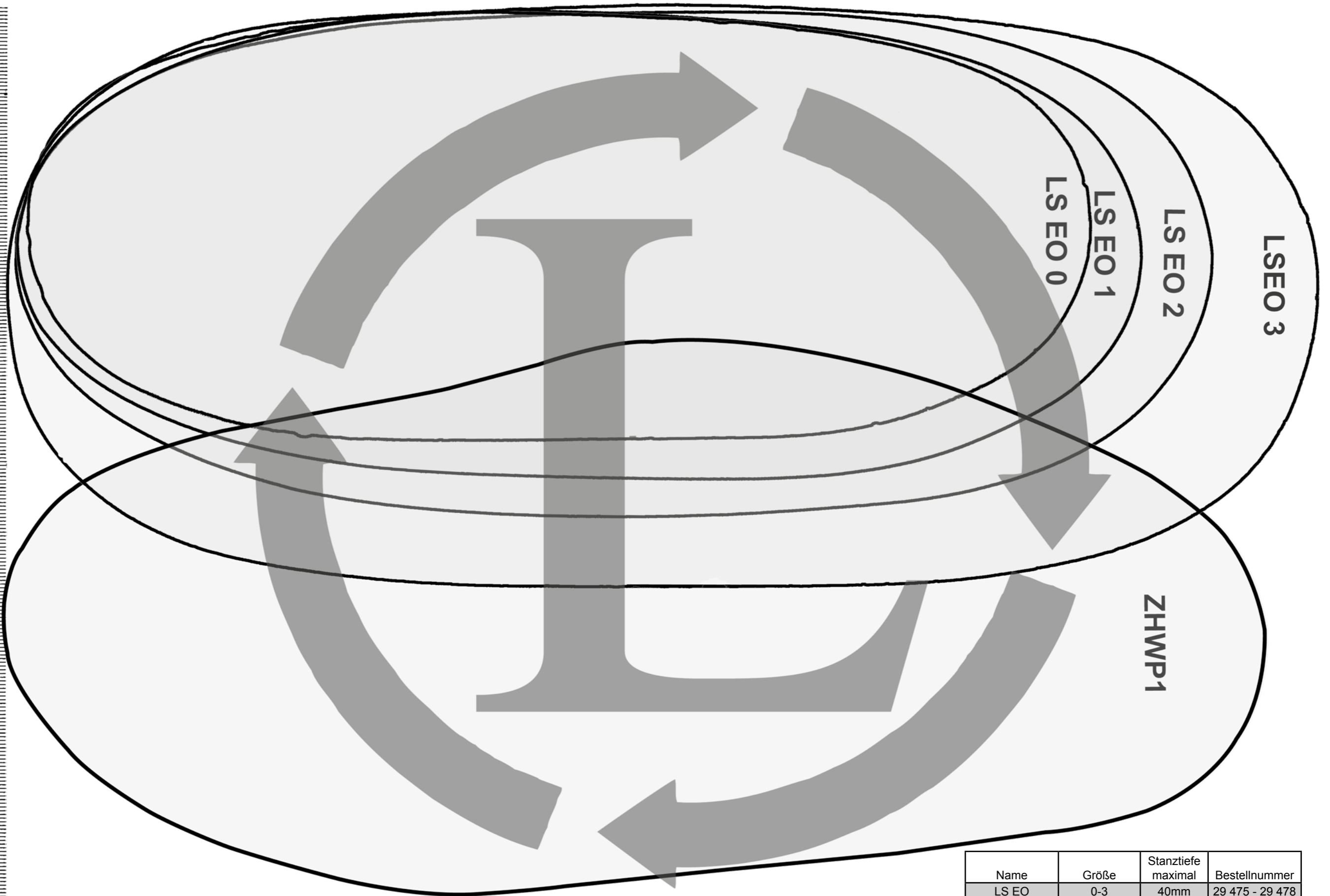



Name	Größe	Stanztiefe maximal	Bestellnummer
Absatzplatte	30-50	40 mm	29 402
Absatzplatte	66-76	40 mm	29 402

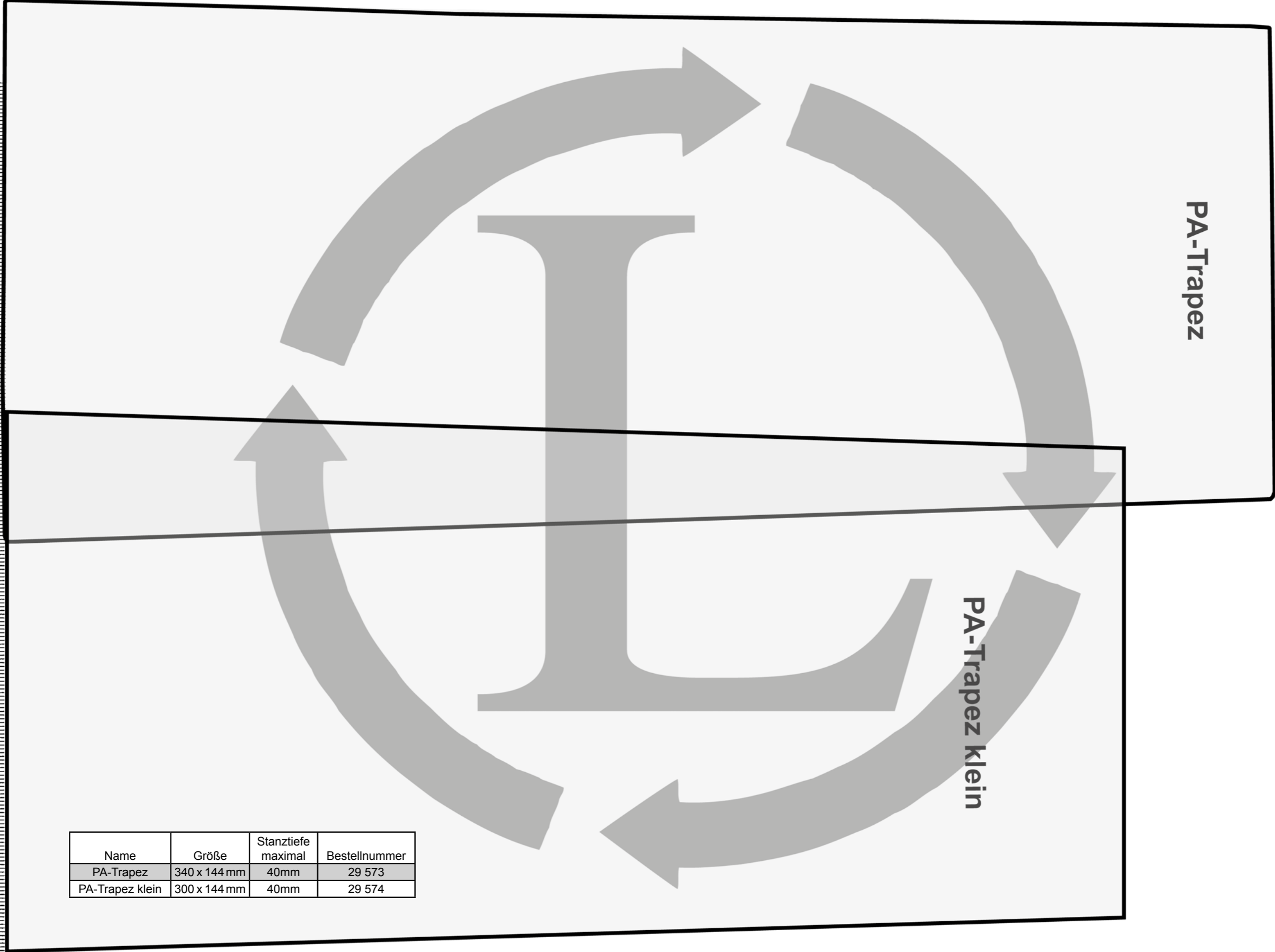
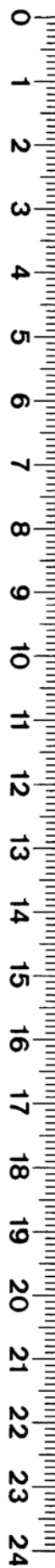


Halbsohlen

Name	Größe	Stanztiefe maximal	Bestellnummer
Halbsohle H	1-4	40 mm	29 543-29 546
Halbsohle D	1-2	40 mm	29 540-29 541
Halbsohle D lange Form	1-2	40 mm	29 547-29 548



Name	Größe	Stanztiefe maximal	Bestellnummer
LS EO	0-3	40mm	29 475 - 29 478
ZHWP1	340 x 150mm	40mm	29 575-WP1



Name	Größe	Stanztiefe maximal	Bestellnummer
PA-Trapez	340 x 144 mm	40mm	29 573
PA-Trapez klein	300 x 144 mm	40mm	29 574



W. R. Lang GmbH

Hafenstraße 83 • 56 564 Neuwied

Tel. +49 (0) 2631 / 34 55-10 • Fax +49 (0) 2631 / 34 55-30

service@w-r-lang.de

www.w-r-lang.de

Art.Nr: 90810